JUSTICE FOR T&T

JusticeforTnT.org

Pro Innocentes - 2026

This project is in memory of Dana, Randy & Anita,
and hundreds of other victims.

Summary

- Trinidad & Tobago's murder toll trends changed noticeably after 1991.
- An anti-crime plan designed by experts was accepted in 1996 but, mysteriously, never funded or implemented, although the new Prime Minister had pledged to provide the TT$5m the experts budgeted for it.
- 2001, one record-breaking year of murders while a Gov't collapsed due to corruption allegations. Then six more annual records landed in the lap of the next Gov't, along with an early threat by the ex-PM to make the country ungovernable.
- 2010, Gov't changed again, and welcome reductions were seen in murders for a few years. But the next Gov't change in 2015 saw an immediate spike, then steadily climbing annual numbers.
- In early 2020, the TTPS revealed an alleged gang mission to break the annual murder toll record.
- That record was broken within only 11 months in 2022, as COVID-19 was ebbing.
- 2022 and 2024. A major election was on the horizon in each year. The annual record was broken in both years. Was this coincidental timing?
- 2025, Gov't changed again, ushering in an arguably predictable, quick decline in murders.
- Mid 2025, initiative launched showing that TTPS statistics seem to support allegations of politically motivated killings by criminals.
- Early 2026, TTPS website upgraded, crime statistics gone. Mid 2026, crime stats republished, with curious changes. Some years and victims are missing.

Introduction

Just over three decades ago, a group of well-qualified and well-intentioned experts formulated and presented an anti-crime plan to the Prime Minister of Trinidad and Tobago. It was accepted, apparently with gratitude, and TT$5m was pledged for its implementation. As we were told years later, that promise never materialized. We definitely needed a good anti-crime plan though, and still do, but for now we can only speculate as to why that funding was never provided.

In T&T's history, several years stand out. Our Independence in 1962; winning an Olympic gold and becoming a republic in 1976; a Miss Universe win in 1977; the pain of a missed World Cup opportunity in 1989; the dark days of 1990; a cricketing world record in 1994; another Miss Universe win in 1998; and taking part in the 2006 World Cup. And there are other unforgettable memories. But there is one pivotal year no one seems to have paid attention to before. 1991. There's the way things were up to 1991, and the way things have been since that year.

Up to 1991, as far back as records are available, there used to be a very close mix of years where the annual murder toll went up and years where it went down, about 50% of the time for each, which sounds reasonable and natural. Since 1991, murder toll increases have been at least twice as many as decreases, but only when the PNM was in government. Since 1991, certain general elections victories have been followed immediately by a year where the murder toll increased 10% or more, never decreased. Only PNM victories always followed that pattern. And only since 1991 have specific newly elected governments had to face the horror, before their term in office was done, of three or more consecutive years where the murder toll climbed into record-breaking territory. This as well only applied to PNM governments. Any one of these three scenarios would be concerning on their own. The fact that all three applied only to PNM governments in the last 35 years should cause us to stop, and start asking some very serious questions. That's what we've been doing for over a year now, read more of our findings in the following pages.

T&T's 1991 Enigma in Three Charts:

The crime landscape changed significantly after 1991. The full story has yet to be told.

Statistics via CSO & TTPS (Original data)

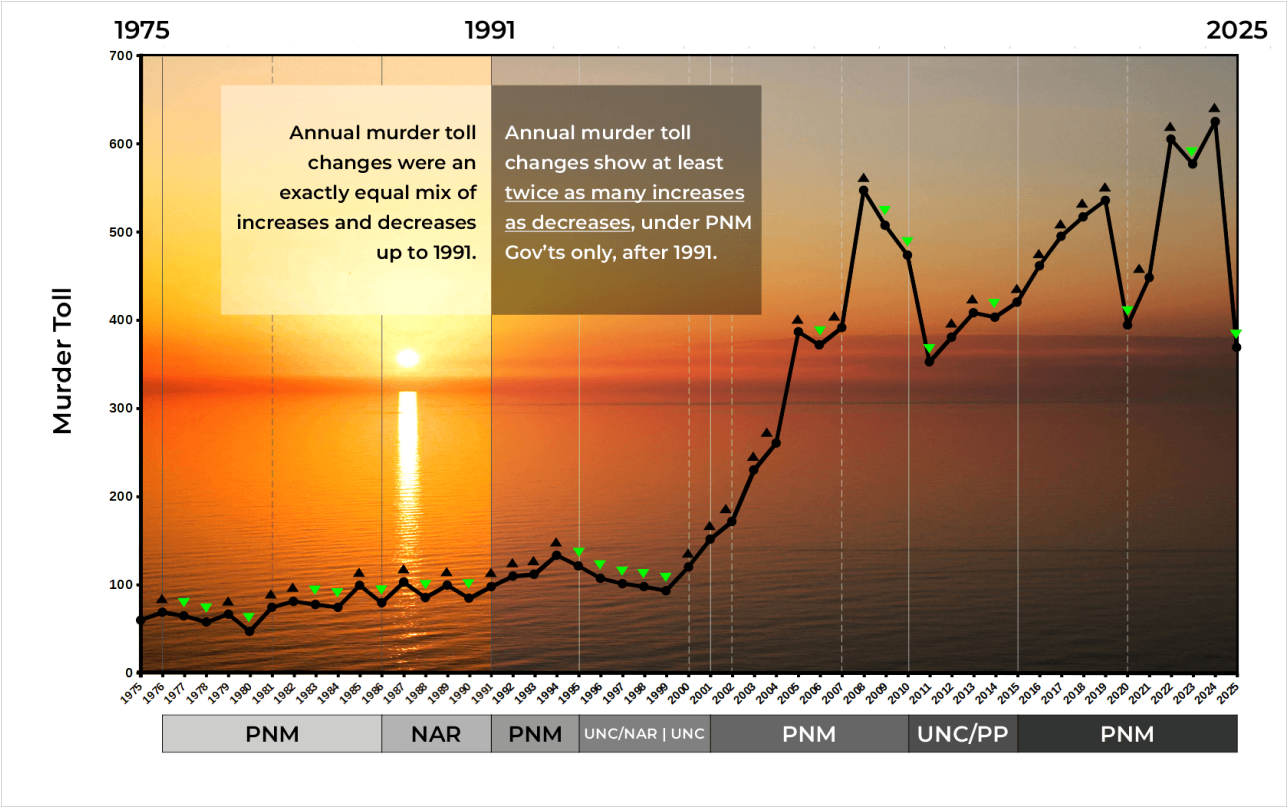

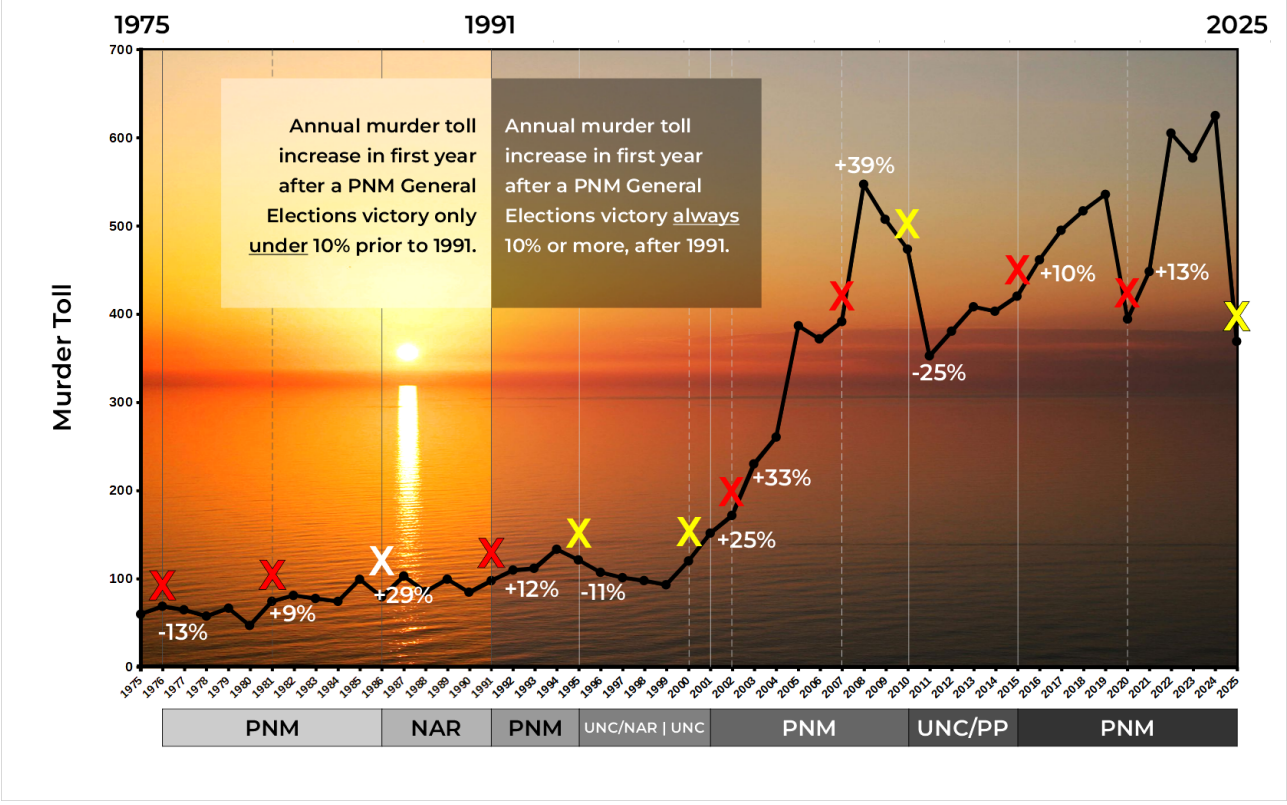

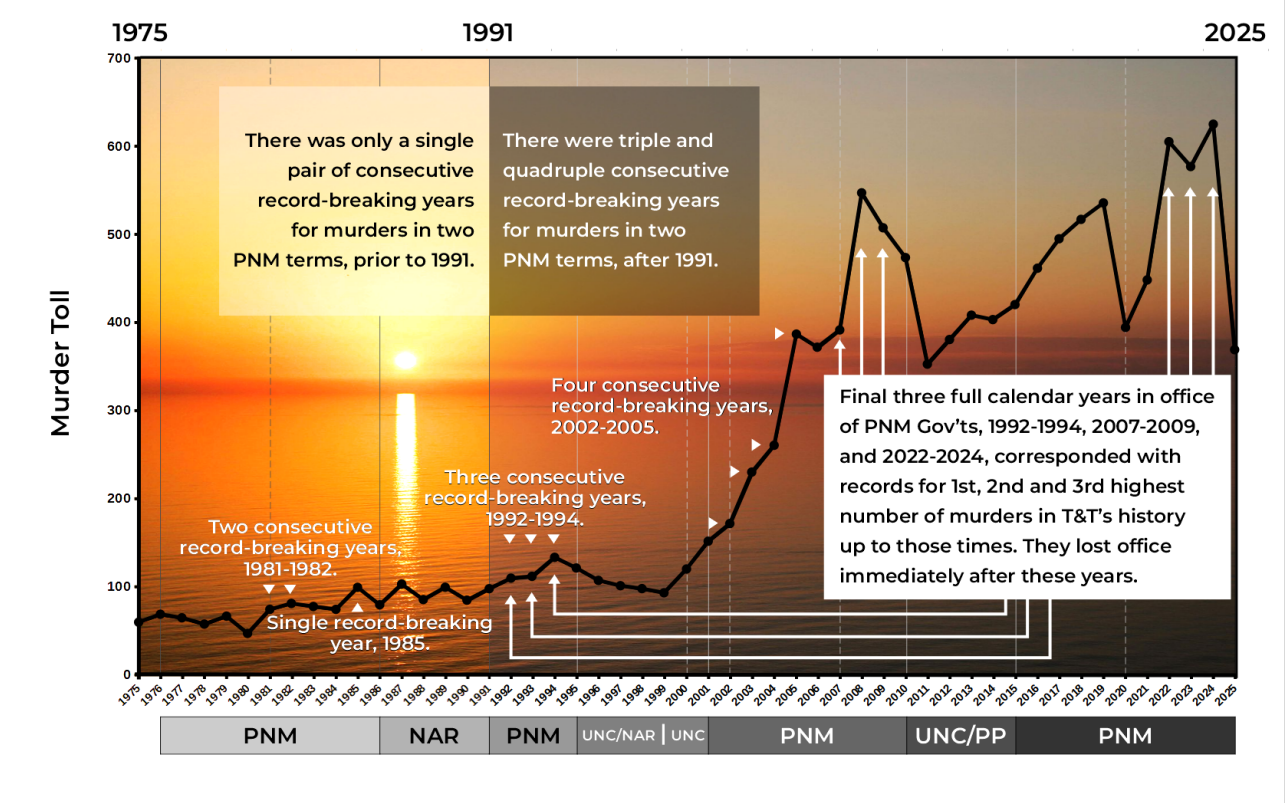

- 1986 General Elections Results: **NAR* - 33 Seats** | PNM - 3 Seats (Total: 36 Seats)
- 1991 General Elections Results: **PNM - 21 Seats** | UNC* - 13 Seats | NAR - 2 Seats
- 1995 General Elections Results: **UNC - 17 Seats** + **NAR - 2 Seats** | PNM - 17 Seats

***New entrant.**

"When exposing a crime is treated as committing a crime, you are being ruled by criminals."

- Edward Snowden

Nine hundred and thirty-one. That is our rough estimate of how many **extra murders** there were in T&T **between September 2015 and April 2025**. Innocent, unsuspecting victims killed during unusual, brutal, seemingly random attacks. The estimate was based initially, but not only, on an extrapolation of a 2023 statistic (see timeline below), but then deliberately scaled down to a lower figure. On the surface at least, **these 931 murders were a mysterious surplus over and above the toll that might have been projected for that period**, based on previous years' statistical trends:

– Average annual murder toll, 2002 to 2009 (PNM Gov't): **357 per year.**

– Average annual murder toll, 2011 to 2014 (UNC/PP Gov't): **385 per year.**

– Average annual murder toll, 2016 to 2024 (PNM Gov't): **517 per year.**

Or should we have anticipated these extra victims? *See "**A History of Violence**" at the start of the timeline.*

931 men, women, youth, and children. They didn't die because of revenge, robbery, or domestic issues, they weren't in any gangs. They were murdered while going about their ordinary lives, almost as if it was really all about the sensational headlines, the numbers growing ever higher year after year, and the constant fear of you or someone you love becoming the next victim. There are disturbing allegations and terrible statistics. Looked at separately, they might be easy for some to lament and then forget. When they are examined together closely, it's obvious we need an explanation of why so many people were randomly killed. But it's not just the allegations and the statistics, it's also about the *patterns*. **Patterns of killing that surged and subsided in step with election seasons, or particular election results.**

It has been said that **chaos, when examined closely enough, often reveals design**. Examine the charts and timeline below, then honestly decide: **Are there any signs of design in that period of crime chaos in T&T? *Was regime change through violence against citizens the real mission?* The orchestrators and supporters of this apparent plot seem to have come from multiple ethnic backgrounds, but perhaps shared the same ideology. The victims came from across the political spectrum, but were mainly Afro-Trinbagonian, as a prominent criminologist has been at pains to point out. These innocent citizens, and all of us, deserve justice. Those of us who love T&T have to make sure that we get it. This project is a call for justice and national reconciliation, not rioting, not revenge, not revolution. What we've documented here seems to have been motivated by greed primarily, not racism. Although it may also have involved the belief that "some animals are more equal than others."**

Murders statistics via the Trinidad & Tobago Police Service (TTPS) *****[broken link, see below], and the Central Statistical Office (CSO). Where there were discrepancies in comparing TTPS & CSO statistics, TTPS figures were assumed to be correct. Monthly data had been available only from 2013 onward.

*****In early 2026 the TTPS website was taken offline and "upgraded," not for the first time in its over 15-year history. It is much more visually appealing now and in *some* ways easier to use. But without explanation, conveniently laid out and detailed crime statistics that had been easily available for well over a decade, are now essentially buried in the new site, and stats prior to 2018 no longer seem to be available at all. It *seems* someone wanted detailed crime statistics made much harder or impossible to access this

time around. This is disappointing given our opening statement under **“For The Future of our Children – Moving Forward”** at the end of the timeline:

If allegations published in the media and by our Parliament are true, as TTPS statistics suggest they are, a political agenda led to hundreds of extrajudicial killings over almost a decade in T&T, in clear violation of human rights.

The authorities seem to be aware of the analysis on this site and the issues that will have to be addressed. Is this why adjustments seem to have been made to the stats? Nevertheless, *we* have accurate records of what they had published. And we have screenshots as well, to make it easier for anyone trying to scrutinise this very revealing data. **But it’s alarming that since mid-2026 some TTPS statistics are now significantly different. Dozens of previously counted victims are missing, e.g. over 60 murders for 2021**. There may be justifiable reasons why, so we await clarification or correction. We highlight the more concerning changes below.

For the most part, links to original sources are used within the timeline. There are links to archived, unmodified versions of the more important material after the timeline.

“Every year, Trinidad and Tobago measures its battle against violent crime using a single number: murders.”

Elizabeth Gonzales, *What is ‘Other’?*, Sunday Guardian, August 16th, 2026.

TTPS STATISTICS: Reported Murders in Trinidad & Tobago 2013 – 2025

With the TTPS website’s upgrade in the first half of 2026, detailed crime statistics have been made harder to access and understand, and we wonder how that could have been done accidentally. Thankfully, we have screenshots of the relevant stats, and we provide them here in the public interest. Compare these screenshots with this external, independently acquired January 2026 **Archive.org** snapshot (click “Table” tab) to verify that the resource did indeed exist in the exact format presented here. Also compare these stats with this CSO table (screenshot). On the next page and following are the Murders stats that were published on the TTPS website as late as February 2026. Accessing this type of monthly breakdown used to take just a few clicks. It has been made much harder with the TTPS’ new crime stats dashboard, and some of these stats are now gone, making it difficult to do a detailed comparison across recent parliamentary terms.

Original TTPS & CSO Stats vs. New TTPS Stats: Reported Murders

YEAR	ORIGINAL TTPS.GOV.TT STATS @ FEB. 2026	ORIGINAL CSO STATS	TTPS.GOV.TT STATS @ JUN. 2026	NOTES
2013	408	408	REMOVED	
2014	403	405	REMOVED	
2015	420	420	REMOVED	
2016	462	462	REMOVED	
2017	495	495	REMOVED	
2018	517	517	516	
2019	536	539	536	
2020	393	399	394	
2021	448	450	**380***	*MURDER TALLY FOR MAY AND JUNE MISSING (TOTAL: 62).
2022	605	605	599*	
2023	577	577	571*	
2024	625	625	**596***	*MURDERS FOR DECEMBER REDUCED BY 31.
2025	369	-	369	

2024 – The over two dozen missing victims for this year are especially interesting. Several local and international sources quoted our high murder toll for that year after the PNM Gov’t declared a State of Emergency on December 30th. See the BBC and CNN. In the BBC article the Ag. Attorney General gave a figure of 61 homicides for December alone, how is it now only 32? Additionally, in September 2025 our own PM quoted a murder toll of 623 when addressing the UN at the 80th Session of the General Assembly. See her here at about the 2:50 mark.

OVERALL – Unless they were mistakes (which appears unlikely), the adjustments made in 2026 seem to have been designed to invalidate or cast doubt on certain patterns we discovered in their original data: **1.** The stability, then striking escalations, then rapid return to “normalcy” of the combined murder tolls for the months of May & June, from 2013 to 2025 (see second chart following screenshots). **2.** Only since 1991’s General Elections (coincidentally, the first contested by the UNC), has *every* PNM General Elections victory been followed by a double-digit percentage increase in the murder toll in the next calendar year. **3.** The annual record for murders was broken twice in 26 months. The new records each came just in time for major elections (one Local Gov’t, and one General).

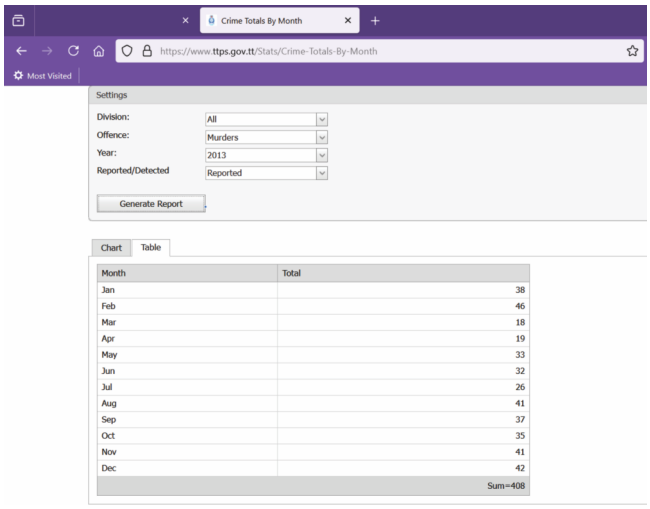

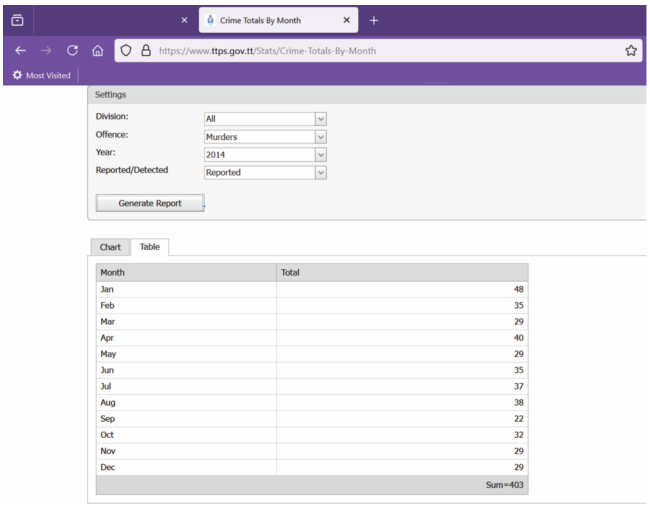

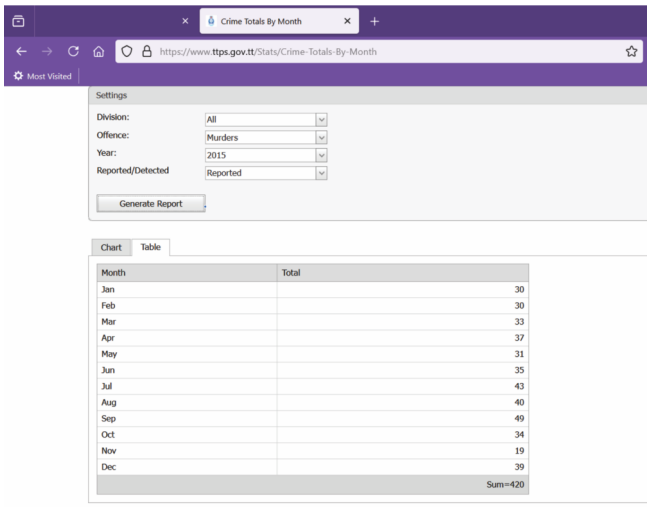

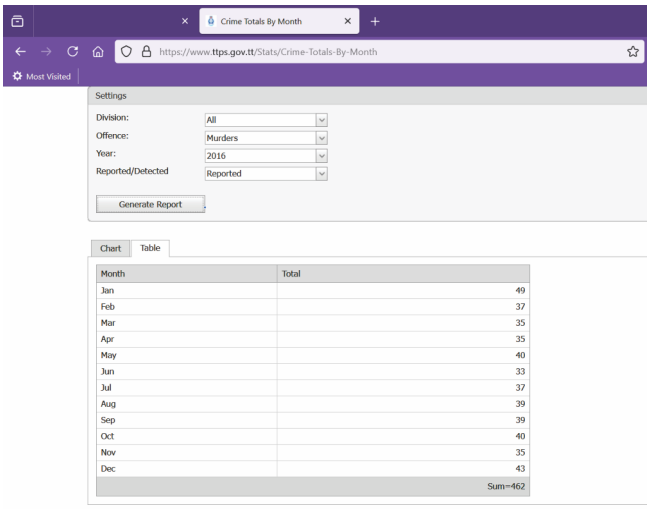

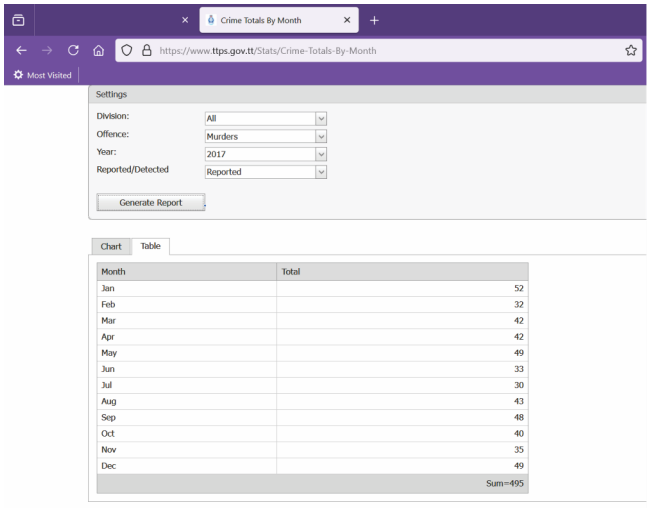

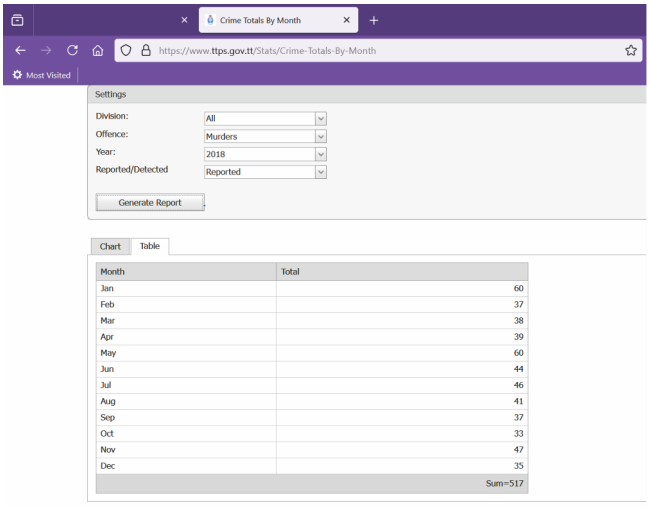

- Screenshots of TTPS' Reported Murders by Month: 2013 - 2018
- Original TTPS data in spreadsheet format.

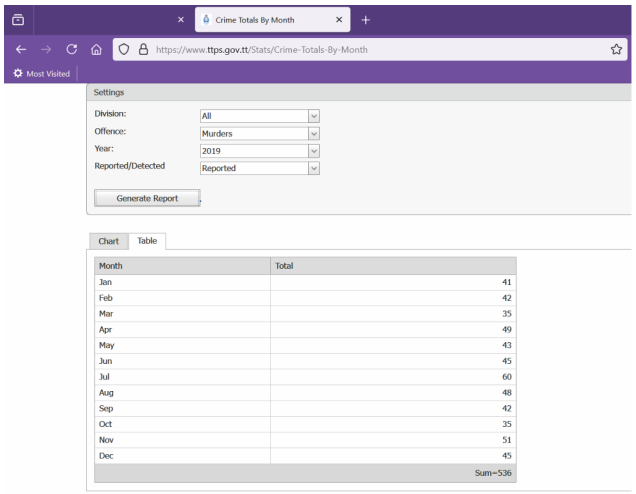

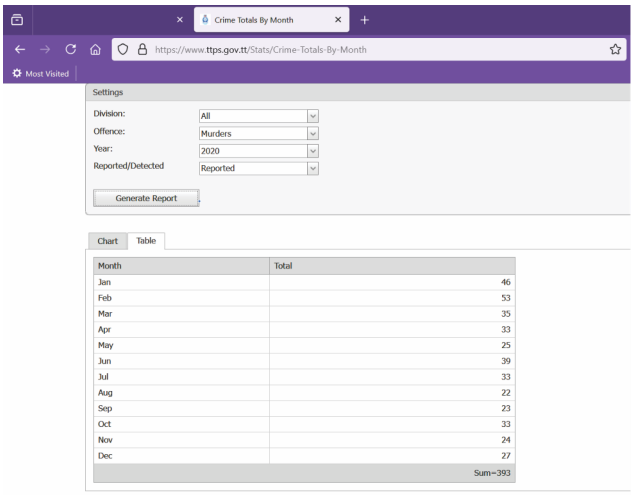

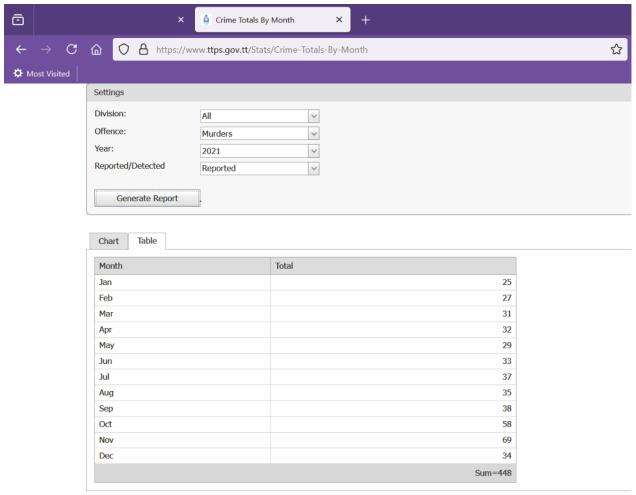

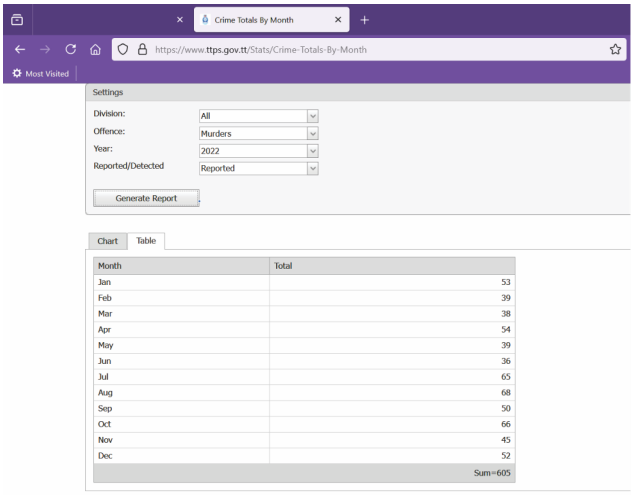

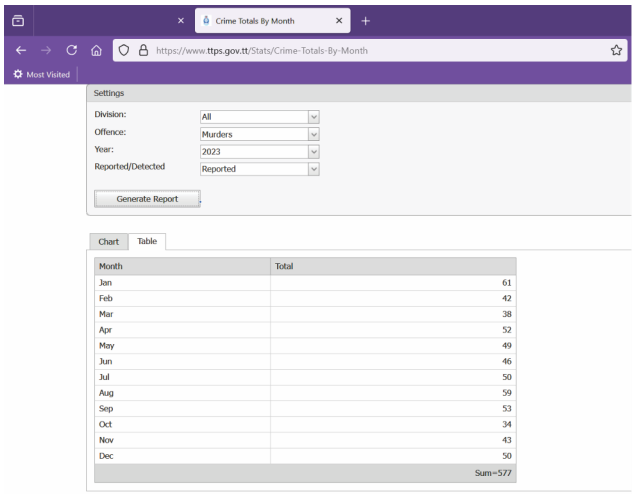

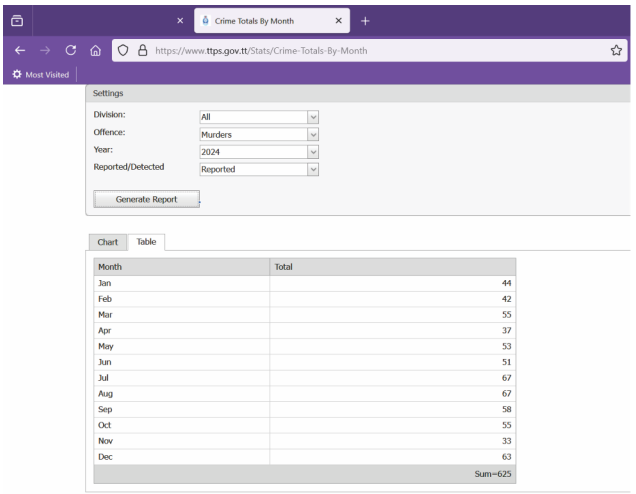

- Screenshots of TTPS' Reported Murders by Month: 2019 - 2024
- Original TTPS data in spreadsheet format.

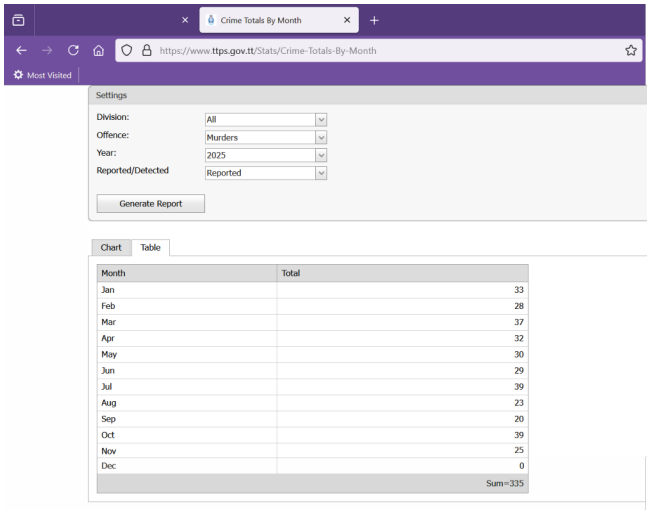

- Screenshot of TTPS' Reported Murders by Month: 2025 (Correct up to early 2026).

Total Murders by Month: January 2013 - December 2025

YEAR	JANUARY	FEBRUARY	MARCH	APRIL	MAY	JUNE	JULY	AUGUST	SEPTEMBER	OCTOBER	NOVEMBER	DECEMBER	TOTAL	YEAR	1st HALF TOTAL	2nd HALF TOTAL
2013	38	46	18	19	33	32	26	41	37	35	41	42	408	2013	186	222
2014	48	35	29	40	29	35	37	38	22	32	29	29	403	2014	216	187
2015	30	30	33	37	31	35	43	40	49	34	19	39	420	2015	196	224
2016	49	37	35	35	40	33	37	39	39	40	35	43	462	2016	229	233
2017	52	32	42	42	49	33	30	43	48	40	35	49	495	2017	250	245
2018	60	37	38	39	60	44	46	41	37	33	47	35	517	2018	278	239
2019	41	42	35	49	43	45	60	48	42	35	51	45	536	2019	255	281
2020	46	53	35	33	25	39	33	22	23	33	24	27	393	2020	231	162
2021	25	27	31	32	29	33	37	35	38	58	69	34	448	2021	177	271
2022	53	39	38	54	39	36	65	68	50	66	45	52	605	2022	259	346
2023	61	42	38	52	49	46	50	59	53	34	43	50	577	2023	288	289
2024	44	42	55	37	53	51	67	67	58	55	33	63	625	2024	282	343
2025	33	28	37	32	30	29	39	23	20	39	25	34*	369	2025	189	180

*Unconfirmed as at February 9th 2026.

Month-specific, annual, and half-year rankings:

RECORD*
2nd HIGHEST
3rd HIGHEST

*Record for the years for which detailed data is publicly available from the TTPS (Jan. 2013 to Dec. 2025).

SOE in effect for part or all of these months.

via TTPS

Murder tolls for May+June*, 2013 to 2025, under the UNC, PNM, and COVID-19.

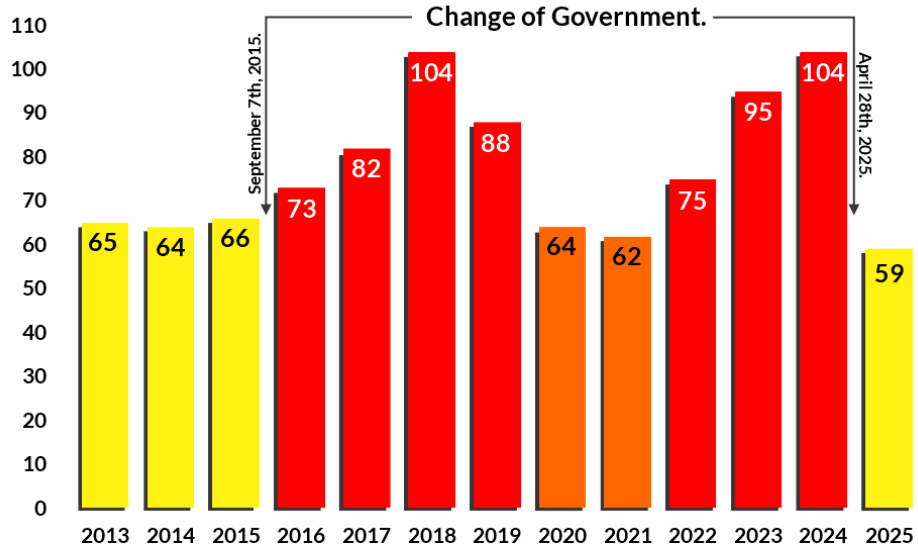

*In 2025, T&T was under an SOE on none of the days in May or June.

Murder toll, first half of 2025 vs. same period in 2024:

1. Up to April 13th (SOE in effect) – **30% fewer murders than 2024.**
2. Rest of April (no SOE) – ***same number of murders as 2024.***
3. **All** of May and June (no SOE, no new anti-crime plan yet, URP still running, CEPEP still running until last week of June) – **43% fewer murders than 2024, with only a new Gov't sworn in.**

If the decline in May-June was due to the just concluded SOE, why did the positive effect disappear from April 14th to 30th, then kick back in even stronger from the day our new PM was sworn in? That 59 in May-June 2025 was the lowest two-month total in just over 4 years, going back to early 2021.

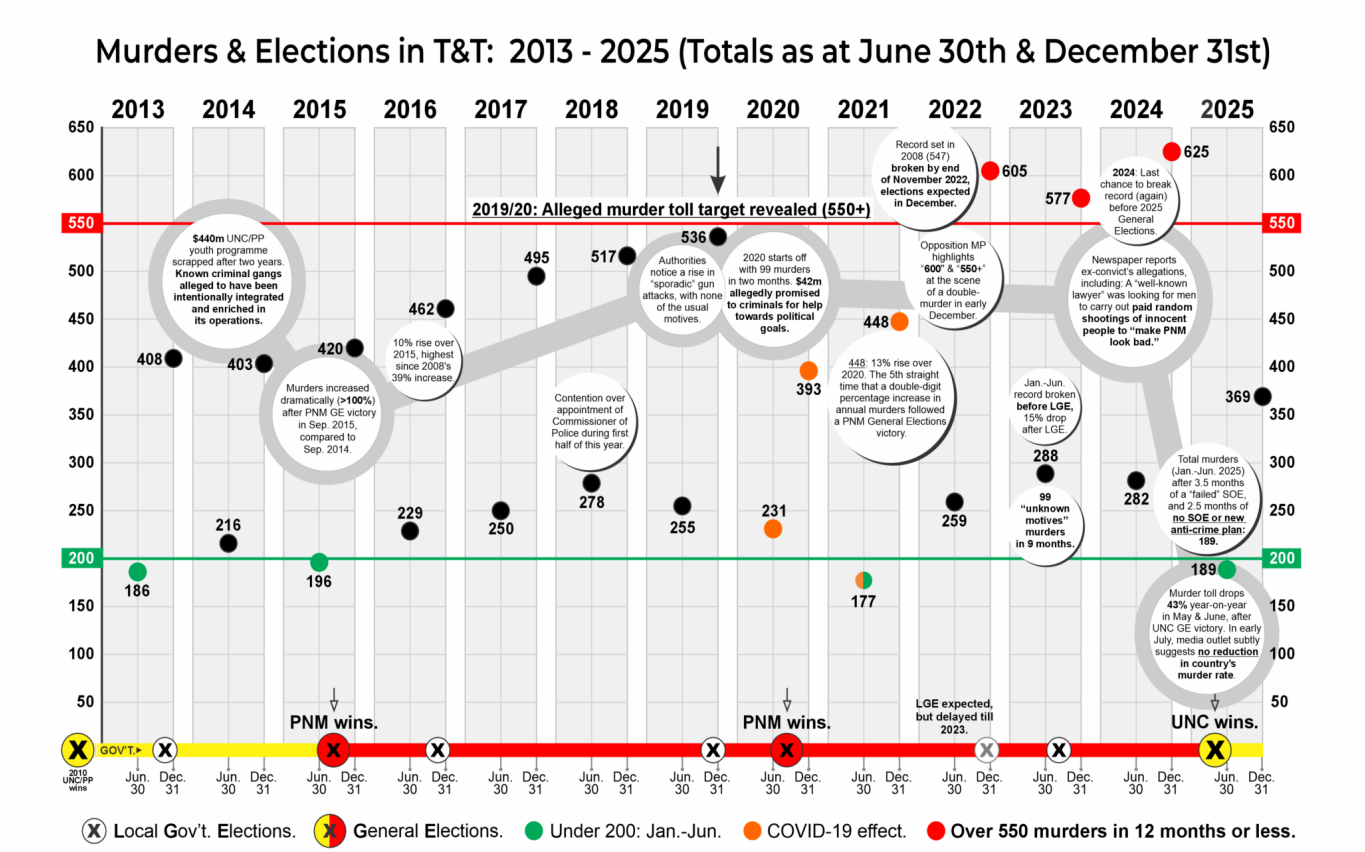

Year-on-year, the murder toll decreased in 2015 in the eight months prior to the September 7th General Elections. Murders have *increased* in the run-up to every major election since then, dampened somewhat only by the COVID-19 pandemic, and then the late 2024/early 2025 State of Emergency. In 2015, the new PNM Gov't seemed to have been "gifted" an immediate, big spike in murders. In 2025, the new UNC Gov't seemed to have been "gifted" an immediate big drop.

"He (well-known lawyer) started talking to me, asking me if I could **talk to some gang leaders and men to do some shootings** in the East-West Corridor, **random shootings** and **to make PNM look bad**…He also said **people…were paying good money for it to be done**…I want to let everyone know how dangerous these people are and how far they [are] willing to go.**"**

– Reported to be from an ex-convict's police statement –
Published in the SUNDAY EXPRESS, March 31st, 2024.

How often T&T's monthly murder toll hit the worst peaks (40+), 2013-2024:

1. Second half of UNC/PP term, **Jan. 2013 – Aug. 2015 (32 months):**

- **40-49 killed in one month: 8 times.**
- **50+ killed in one month: 0 times.**

The incumbent UNC/PP lost Sept. 2015's General Elections to the PNM.

8 peak months out of 32 = 25%

2. Most of first PNM term, **Sept. 2015 – Dec. 2019 (52 months)**:

- **40-49 killed in one month: 24 times.**
- **50+ killed in one month: 5 times.**

There was a 15% surge in murders in the five months before 2019's December 2nd Local Government Elections, after an 8% decline in the first six months of that year.

29 peak months out of 52 = 55%

3. In early 2020, the TTPS informed a Joint Select Committee of Parliament of serious allegations coming from the criminal world, including:

- **Millions promised to criminals for political help.**
- **A "mission" to increase the annual murder toll to over 550*.**

The incumbent PNM won Aug. 2020's General Elections (GE) over the UNC. COVID-19 reduced criminal activity.

***Record set in 2008: 547.**

4. Final months of PNM's first term, and most of their second term, **Jan. 2020 – Dec. 2024 (60 months*)**:

- **40-49 killed in one month: 8 times.**
- **50+ killed in one month: 24 times.**

28 of these 32 peaks occurred within three years during which two elections were pending. Each year's murder toll exceeded **550**.

*With COVID-19's effects, actually only about 41 "normal" months (see 2020 on the timeline).

32 peak months out of 41 = 78%

A History of Violence

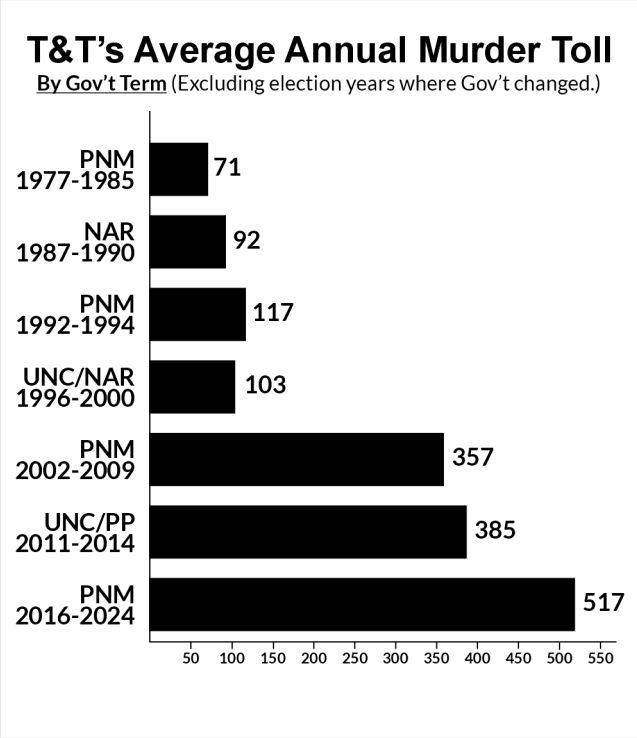

Based on **CSO**/TTPS data, T&T's average annual murder toll experienced two unusual spikes in the past 50 years (*over 100 more murders per year* than the average during the previous Government's term). What does it mean that both spikes occurred only after a certain political party was voted out of Gov't? Not whenever a certain party was voted in, *only* after a certain party was voted out, that was the only **consistent factor** in having huge spikes, over that five-decade span.

After the General Elections of 1991, the annual murder toll record was broken in each of the next three years, 1992-1994. This was then the largest number of murders ever recorded in a three-year period, and the first time there were three consecutive annual tolls over 100, according to available stats. The murder toll declined noticeably after the change in Gov't, from 1996-1999. It climbed again in 2000, and then began another, longer, bloodier streak. From 2001, when a UNC Gov't collapsed, until 2008, the year after the second consecutive PNM GE victory, the record was broken 7 times in 8 years.

According to the CSO, 60 murders were recorded in T&T in 1975. Twenty years later twice as many, 121, were recorded for all of 1995. *Thirteen* years later, in 2008, there were over *four-and-a-half times* as many murders as occurred in 1995, 547 killed. After the November 6th General Elections in 1995, a UNC/NAR coalition Government took the reins of power. Prior to this however, a **University of the West Indies (UWI) Working Group in Caribbean Criminology** had been established, and this team of local and international experts formulated a **National Action Plan Against Crime*** for T&T. This Plan was formally presented to the then Prime Minister in January 1996 and, in expressing gratitude for their efforts, he remarked that ***"crime is the number one problem in this country."*** **The PM also pledged the sum of TT$5 million needed for the Plan's implementation**. Almost 24 years later, the Working Group's then Chairman revealed this tragic irony about the PM's pledge: "***Mysteriously, that promise never materialised.***"

At the formal presentation, one member of the Working Group photographed greeting the PM with a handshake was **Dana Seetahal**, UWI Law Lecturer and Assistant Solicitor General. The Plan included

multi-level interventions intended to disrupt the cycle of at-risk youth just barely graduating from school into criminality and eventual incarceration, or a worse fate. Just three months before that handshake, in October 1995, a boy named **Rajaee Ali** turned 10. Within twenty years he and others would be charged with Ms. Seetahal's murder. And in another tragically ironic twist, it would be alleged that taxpayer money was used to pay for her assassination, under another UNC coalition Government (see 2015 below).

*National Action Plan Against Crime: Text extracted from a 1996 Trinidad Express Newspapers publication, in the national interest. No copyright infringement intended. Original documents are stored at the UWI Campus in St. Augustine (also see this Google search result, or this Bing search result, in case that UWI page becomes unavailable). Special care was taken to faithfully transcribe the relevant parts of the document, any errors are regretted.

In May 2025, the first month after the General Elections, there were 43% fewer murders than occurred in May 2024. This contrasts sharply with the over 100% more murders seen in September 2015 compared to September 2014, after the General Elections that month. Neither new Government would have had enough time to put any significant new policies in place to affect crime one way or another. Were the dramatic changes in murders immediately after the elections in 2015 and 2025 just coincidences? That seems a little too convenient. So please consider the facts and allegations that follow, **especially what happened in late 2019; allegations in the Interim Report of the Joint Select Committee on National Security - Fifth Session (2019/2020) of the 11th Parliament, 137 pgs. long** (or read an AI-generated summary, 4 pgs., errors possible)**; and the statistics of 2022-2025**.

2015: General Elections - September 7th
Murders Spike After Elections

There were **279** murders in the first eight months of 2015, **down** from **291** in that period in 2014. The General Elections (GE) were held on September 7th and the PNM won, replacing the UNC/PP in government. There were **141** murders in the last four months of 2015, **up** from **112** in 2014. This spike happened mostly in September which saw **122% more** killings than September 2014, **49 vs. 22**. 2015 finished with **420** murders after starting off on track to come in lower than 2014's 403.

N.B. In 2014, a $440m UNC/PP youth programme was scrapped only two years after its inception. Among other very serious allegations, known criminal gangs were reported to have been intentionally integrated and enriched in its operations. The three main stories from the Trinidad Express: The $440m LifeSport conspiracy; Inside the $8m LifeSport heist; and Fraud, gang payments, cover-ups. A notable subplot is the allegation that the assassination of a special prosecutor was financed through this programme: The LifeSport connection.

2016: Local Government Elections - November 28th
Largest % Increase Since 2008

For 2016, murders **increased 10%** compared to 2015, **from 420 to 462**. This was the first double-digit percentage increase since a 39% increase in 2008, when **547** were killed compared to **391** in 2007. (Of note, 2008 and 2016 were each preceded by a year with a PNM General Elections victory.)

2017: 495 Killed
Going Backward

Murders increased 7% compared to 2016, from **462** to **495**. With less than half of the 5-year term gone, murders surpassed a figure not seen since 2010 (473 were killed in that year).

2018: 278 Killed in 6 Months
A Strange Surge

Murders increased just 4% compared to 2017, from **495** to **517**. But an unusual number of murders took place in the first half of the year. The killings seemed to put an exclamation mark on the contention that arose around the appointment of a new Commissioner of Police. Gary Griffith became Commissioner in August. In T&T's political culture, as practised by some, a spike in murders while a government struggles to appoint a Commissioner of Police can be sold as an indictment of that government. It can be argued that it makes them "look bad."

2019: Local Government Elections - December 2nd
Someone's Up To Something

Total murders increased 3% compared to 2018, from **517** to **536**, but some things stood out. The first half of 2019 saw **8% fewer** murders than that time in 2018, a welcome change. Local Gov't Elections were expected at year's end, and were held on December 2nd. But July to November saw a **15% increase** in murders. 2019 switched from trending lower than 2018 to trending higher. Why? And why in those months?

On December 31st, heavily armed gunmen opened fire on passengers and passersby at a taxi stand in downtown Port-of-Spain. Out of the nine injured, one woman later died. Analysis of the incident revealed that there were no rival gang members or specific persons of interest to the shooters in the vicinity. But it was revealed that **a gang leader allegedly issued an instruction to "ensure that the homicide rate for 2019 crossed the previous record (set in) 2008." [**Report Pgs. 10-11, points n) to x)**]* -** *General Elections were due within months.*

The second-half total of **281** became the **largest half-year total** according to monthly stats available from the Trinidad & Tobago Police Service (TTPS). However, 2008's record of 547 killings remained intact for a while longer.

***** "p) The shootings were sporadic [i.e. **random**], in particular **at persons who were in no way connected with crime**. There was **no motive of robbery, gang or domestic violence** and as a result the Ministry and other agencies started monitoring this;" (Emphasis added.)

2020: General Elections - August 10th
Chilling Allegations

In the first two months of 2020, **99** murders were recorded. This was the largest total to start any year since before 2013.

In early 2020, there were Parliamentary Joint Select Committee meetings on National Security after certain allegations were made in the public domain. In the Interim Report of this JSC on Pg. 16, point p), **the Trinidad & Tobago Police Service claimed to have "received intelligence that a gang leader had stated that their mission was to increase the homicide rate to 550..."**

Reportedly at one meeting, **then Commissioner of Police Gary Griffith "told the committee there was intelligence that the Opposition promised some $42 million* to criminals, to be paid via two state contracts, if they helped get the Opposition back into power."** Jensen La Vende, NEWSDAY, February 29th, 2020. ***Interim Report, Page 17, point f).**

It was also reported that there were **allegations of connections between 3 Opposition "frontliners" and criminal gang leaders**. Ria Taitt, DAILY EXPRESS, February 28th, 2020.

COVID-19 struck thereafter. From March 2020 to September 2021 the monthly toll fluctuated between a low of 22 and a high of 39 murders, a 19-month stretch of relatively low numbers. Prior to and after this stretch there were 46 & 53, then 58 & 69 murders respectively. The incumbent PNM won the 2020 elections and the year finished with **393** murders, down by over 140.

2021: A Double-Digit Pattern
Another CoP-related Surge?

The first half of 2021 saw **177** murders, the second half **271**, a 53% increase. This was possibly the biggest escalation of violence we've ever seen within a single year percentage-wise. Gary Griffith's 3-year contract as Commissioner of Police was not renewed in August, but he was given an acting appointment by the then Police Service Commission. The Commission subsequently collapsed after several resignations, and its acting appointment of Griffith was ruled by the court to be unconstitutional and illegal. For several weeks the country was without a substantive CoP. Another exclamation mark (similar to what seemed to have occurred in 2018) appeared to have been put on this state of affairs by the second deadliest October (**58** murders), and deadliest month ever: November (**69**). An Acting CoP was appointed

in mid-December, a month in which only 34 murders were recorded. **448** murders were committed in total, **13%** more than 2020.

This was the fifth consecutive time since 1991's elections that the year immediately after a PNM General Elections victory was marked by a double-digit percentage increase in the murder toll. As the second 1991 chart shows, UNC General Elections victories have not yielded such a consistent pattern of immediate high increases.

2022: Local Government Elections - Delayed to 2023
Mission Accomplished?

In the first half of 2022, there were **259** murders - bad, but not record-breaking. Local Government Elections were expected at year's end. The second half of 2022 brought **346** murders, a horrific unbeaten record. With the elections expected in December, **the alleged "mission" of 550 homicides was accomplished before December 1st**. In other words, after 259 murders were carried out in six months, **291+ were committed in just five**.

At the scene of a tragic double-homicide in early December, an Opposition MP took the opportunity to accuse the Prime Minister of hiding, mention "**600**," and emphasize that the entire country was in mourning...from the **550+** murders.

The LGE eventually took place in 2023 after legal wrangling all the way to the Privy Council, while 2022 finished with a new record of **605** murders, a sickening **35%** increase over 2021.

2023: Local Government Elections - August 14th
"Unknown Motives": 99 in 9 Months

2023 brought a record-breaking 338 murders up to July 31st (vs. 324 in 2022). The LGE was held in August. Murders were 15% lower in the four months after the elections (180), compared to 2022 (213). Higher before, lower after. As at September 30th, in just those 9 months, the **TTPS categorized** 99 murders under "unknown motives," the second-largest category behind "gang-related." (Between September 2015 and April 2025, how many killings categorized as "gang-related" were legitimately so, and in what way, and how many were actually part of an alleged incentivized numbers game for someone's political agenda?)

"This thing that is going on where they are just going around killing innocent people's children, I don't know for what reason, they have to just stop it. I am fed up with crime." The words of Kerry-Ann Jacob*, grieving mother of 18-year-old entrepreneur Kaylon Jacob, who was gunned down while delivering a meal to a customer from his grilled food business. "THEY'RE KILLING INNOCENTS" by Ryan Hamilton-Davis, NEWSDAY, July 23rd, 2023.

With the reduction in killings after the LGE, 2023 finished with "only" **577** murders, below the new record just set in 2022, but still well above the alleged mission total of 550. In both 2022 and 2024 over 200 murders were recorded from September to December. 2023 finished below 600 only because of the dip *after* the elections.

*Compare this mother's plea with the authorities' observations of late 2019/early 2020, from the previously mentioned JSC Report, Pg. 10, points o) and p).

2024: Before The General Elections - Record-breaking Killing **Sponsoring Terror?**

In January 2020, a Letter to the Editor was published on Wired868 with this headline: **"TTPS urged to investigate makers of claim that UNC funding crime to destabilise country."** The letter writer, allegedly a former UNC Minister, felt that the claim made in a Facebook video was seditious, could result in violence in an election year, and that appropriate legal action should be taken if required.
One of the persons making this claim also shared a screenshot of what seemed to be a social media post by the leader of a small political party alleging that: "*Politicians paid gang members to shoot up town days before Christmas* (2019) *to drive the murder rate up to make the other side look bad.*" The post, if it existed, has apparently since been deleted, and this political leader now holds a junior ministerial portfolio in the coalition Government elected in 2025.

In March 2024, the Trinidad Express published an article with these allegations:

"According to the ex-convict's police statement*, while he was in jail waiting for the hearing of his appeal case, 'He (well-known lawyer) started talking to me, asking me if I could talk to some gang leaders and men to do some shootings in the East-West Corridor, random shootings and to make PNM look bad... he said it will look like gangsters doing the shootings and innocent people getting shot, so therefore it will look bad for the PNM. He also said people...were paying good money for it to be done...I want to let everyone know how dangerous these people are and how far they willing to go.' "** *Possibly recorded by officers in 2022 or 2023. Emphasis added.

From "Lawyer: No action on lawyer's plot to kill me" by Mark Bassant/SUNDAY EXPRESS - March 31st, 2024. [5th-and-4th-to-last paragraphs]

The ex-convict's allegations, if true, raise some obvious questions: **What other kinds of crimes, besides random shootings, had these "people" been paying good money for? Home invasions? Disappearances? Did they stop paying when the PNM was voted out?** While speaking in the Parliament, Attorney General John Jeremie confirmed one aspect of these disturbing allegations: Sometimes attorneys **are** involved with the criminal networks operating within our prisons, for unlawful purposes.

Other questions arise from the article if the allegations are true. Who was the targeted lawyer? Was this plot carried out on December 31st 2024, i.e. was his name Randall Hector? **How many murders has this well-known lawyer successfully arranged on his own behalf and for others?**

2024 broke 2022's record, helped by the bloodiest December seen over the previous twelve years (**63 killed**), and four other month-specific records for bloodshed in March (**55**), June (**51**), July (**67**), and September (**58**). A State of Emergency was declared on December 30th.

**Again, compare this allegation with the authorities' observations of late 2019/early 2020, from the same JSC Report, Pg. 10, points o) and p).

2025: General Elections - April 28th
Bigger Drop in Murder Toll AFTER Elections

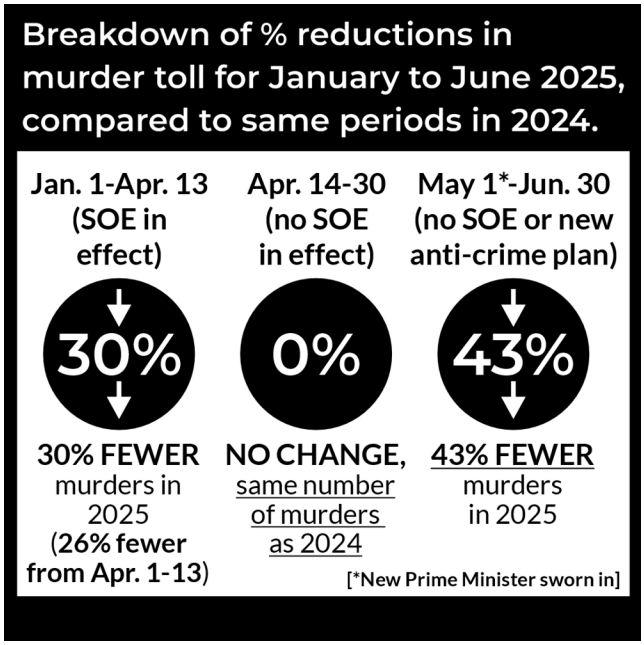

		JAN. 1 - APR. 13	JAN. 1 - MAR. 31	APR. 1 - 13	JAN. 1 - APR. 30	JAN. 1 - APR. 13	APR. 14 - 30
MURDER TOLL	2025	112	98	14	130	112	18
	2024	160	141	19	178	160	18

The SOE ended on April 13th, at which point there were 112 murders for the year (video | screenshot), 48 fewer than 2024's 160 at that date, *a 30% drop*. 112 murders in 103 days, still *more* than one per day *during* a State of Emergency. From April 14th to 30th there were the *same* number of murders in 2025 as occurred in 2024, 18 killed. The comparative reduction did not continue to accumulate in those 17 days after the SOE ended. A*ll* of the reduction in murders in April 2025 took place during those last 13 days of the SOE: 19 in 2024 down to 14 in 2025. Research has shown that crime levels usually bounce back somewhat after an SOE is lifted (third-to-last paragraph in linked article). And this is exactly what happened with murders in those remaining 17 days of April. But even worse, the impending General Elections was the next event which might negatively impact the murder toll, as apparently happened in 2015. However, after a new Prime Minister was sworn in on May 1st, the murder toll did not continue along April's post-SOE trajectory at 2024 levels; nor was there a huge spike, like was seen in 2015, not in May, or June, or even July.
The combined total of murders for May and June was the lowest two-month total of *any* two consecutive months since the crime-reducing effects of the COVID-19 pandemic back in 2020-2021. Almost miraculously, there were only **59** murders altogether, compared to **104** in May-June 2024, *a 43% drop*. 59 dead in 61 days, *less* than one per day. Does this mean that the election result brought about a greater reduction in murders than the SOE did? Why would this be the case, if that's what happened?

It seems likely that a significant number of gunmen (and their guns) remained on the loose after the SOE. This is supported by the fact that a second SOE was called in July, *and* our much-loved Independence Day Parade was cancelled for security reasons. Therefore, *previous years' high numbers of random shooting attacks against ordinary unarmed citizens remained a real possibility*, but *didn't* materialize in May or June. And surges in killings in July and October (but still *not* up to previous years' levels), just before and *during* the second SOE, again suggest that the decline in murders post-elections had nothing to do with any lack of gunmen or guns.

Strikingly, one TV station that some suspect has political leanings (which they *are* free to have), posed this loaded question in a viewer poll in early July: "***Are you concerned that there has been no reduction***

in the country's murder rate?" They did not provide any figures to back up the claim subtly suggested within the question. But a media organization of that size and reputation should have known that the reduction in murders was nearing the 100 mark, as was revealed the following Sunday. That's actually a very real reduction. The difference of **48** more than doubled to **99** from May 1st to July 12th, with no SOE, no new anti-crime plan in place, and with CEPEP and URP still in operation for most of that time period (the reduction cannot be attributed to the shutting down of those programs). Why would anyone want this fact to be covered up? Free and fair elections were held, there was a certain result and then *a notable drop in murders year-on-year unlike 2015* (the last time there was a change of government). Why pretend otherwise? And this isn't paranoia. There were several calls from the public after the elections for updates on crime statistics, especially murders. Outlets which had made a point of actively promoting crime stories and stats in previous months and years, suddenly seemed disinterested in continuing to do so anywhere near as aggressively. Even the TTPS seemed hesitant to provide the figures they obviously would have had.

On July 18th 2025 the nation found itself under another SOE due to an alleged "threat" against *high office holders*. It was unlike the previous SOE which was "based on continued criminal activity that *could endanger public safety*", as this US Embassy Security Alert put it. We were told that this new SOE had nothing to do with homicide rates, according to the TTPS [9th paragraph]. Naturally then, citizens have been speculating: Who exactly was under threat? What did they do or not do that *angered and united* the criminal elements? Did they make any arrangements with these criminals and then not keep their side of the deal?

2026: Less Sporadic Shootings Now? - And a website "upgrade"
SOE: Ends & Returns; TTPS Murders Statistics: Strange Changes

After the previous SOE ended in late January, T&T was hit with yet another SOE on March 3rd (and extended again in June). There had been much debate as to why, given that the murder toll is still much lower than in recent years. And, with no SOE in place, there were only about 29 or 30 murders in February, less than was recorded in February 2013 (46) or February 2014 (35), no SOE was called in either of those years.
However, another unusual development may have escaped the notice of the general population. The Trinidad & Tobago Police Service website was quietly upgraded, and relaunched in March. This was a surprising choice given that such upgrades tend to be costly, and the nation has obviously been strapped for cash in recent times. And there's a glaring difference between the old site and this new version. For the first time since at least as far back as 2012, detailed, specific crime "Statistics"/"Stats" have been made *much* harder to access. Why? And why now? As mentioned above, we have screenshots of the numbers they published, just in case.

In a July 21st Facebook post, T&T's PM confidently asserted that there would have been hundreds more murder victims had the PNM remained in government (i.e. won the 2025 elections). That's probably correct. The statistics suggest that T&T's criminal element have had decades of experience ensuring such an outcome after PNM General Elections victories. But the multi-billion dollar question is: Who benefitted from all those extra murder victims? The significant declines in certain police divisions were also noted. These divisions seem to map nicely with the "East-West Corridor" allegedly mentioned by the "well-known lawyer" in that 2024 Sunday Express story. Is that a coincidence?

A Nation in Pain

Deadly Years

MURDERS BY MONTH AND YEAR - RECORDS IN RED.					
VIA TTPS	2020	2021	2022	2023	2024
JANUARY	46	25	53	**61**	44
FEBRUARY	**53**	27	39	42	42
MARCH	35	31	38	38	**55**
APRIL	33	32	**54**	52	37
MAY*	25	29	39	49	53
JUNE	39	33	36	46	**51**
JULY	33	37	65	50	**67**
AUGUST	22	35	**68**	59	67
SEPTEMBER	23	38	50	53	**58**
OCTOBER	33	58	**66**	34	55
NOVEMBER	24	**69**	45	43	33
DECEMBER	27	34	52	50	**63**
TOTAL	393	448	605	577	**625**

***DEADLIEST MAY: 2018 - 60**

So much bloodshed over the years has had immeasurably negative psychological and economic effects on our nation as a whole, and on traumatised families who will never be the same again. Though we acknowledge the unprecedented disruption caused by COVID-19 at an inopportune time, pressing questions remain. What did the authorities, *especially the TTPS*, subsequently do about the very serious allegations in the interim JSC report linked above, even as some of those allegations came to match the sordid reality in the lives and deaths of citizens of T&T? Did no one notice that our annual murder toll seemed to have settled around the 400 mark based on the figures/projection from 2013 to 2015, but that something unusual seems to have happened from 2016 to 2024? But more importantly, based on all the details we have in hand, *who* was behind what can be described as an almost decade-long, deliberate and cold-blooded massacre? **We can't just call hundreds of victims "collateral damage" and move on. Anything done in the darkness must eventually come to light, justice demands it.**

For the Future of Our Children

Moving Forward



If allegations published in the media and by our Parliament are true, as TTPS statistics suggest they are, a political agenda led to hundreds of extrajudicial killings over almost a decade in T&T, in clear violation of human rights. Therefore, after a thorough investigation by a competent international organization, Trinidad & Tobago may need its own modified version of South Africa's **Truth and Reconciliation Commission:**

"The Truth and Reconciliation Commission (TRC) was a court-like restorative justice body assembled in South Africa in 1996 after the end of apartheid. Authorized by Nelson Mandela and chaired by Desmond Tutu, the commission invited witnesses who were identified as victims of gross human rights violations to give statements about their experiences, and selected some for public hearings. Perpetrators of violence could also give testimony and request amnesty from both civil and criminal prosecution." [Wikipedia]

Our experiences are nowhere near theirs, but no less important to address in a sober, systematic, and future-positive way. We have 931 reasons why, plus over a million more. South Africa survived apartheid, T&T will survive this too.

T&T Flag courtesy: Albert Sydney, CC BY-SA 3.0, via Wikimedia Commons - Resized and cropped.

Archived Reference Material -

A History of Violence

CSO Crime Stats 1975-2022
CSO Murders Stats 2015-2024
UWI's crime plan…still relevant

2015

Spike in Murders After Elections.
Fraud, Gang Payments, Cover-ups?
Dana Seetahal – The LifeSport Connection?

2019

Bloody End.

2020

Kicked Out.
Frontliners Linked?
Interim Report of the Joint Select Committee on National Security – Fifth Session (2019/2020) of the 11th Parliament.

2022

Tragic Double Homicide.

2023

99 "Unknown Motives" Murders.
They're Killing Innocents.

2024

Funding Crime?
Lawyer's Plot?

2025

Crime Levels Tend to Bounce Back.
Post-Elections Spike in 2015.
Post-Elections Drop in 2025.
No Anti-Crime Plan Yet.
New SOE Not About Homicides.

2026

Another New SOE Declared.